



PALATINE PLANETE

FR0010341800 - Part I

Factsheet as of **02/27/2026**

MANAGEMENT POLICY

European stocks posted a good performance in February, driven by solid corporate results. The CAC 40 rose more than 5% and reached new records. Over the month, Europe outperformed US markets, whose momentum was slowed down by the decline in technology stocks, with the Nasdaq falling by around 3%. This slowdown in the tech sector, despite stratospheric results for some players like Nvidia, reflects growing doubts about the profitability of investments in artificial intelligence. Asia posted particularly remarkable performance, with the Nikkei gaining more than 10% over the month. On the monetary policy front, the Fed maintained its rates unchanged, marking a pause despite political pressures. Furthermore, US inflation excluding food and energy has rebounded, seriously pushing back the possibility of rate cuts by the Fed in the coming months. On the geopolitical front, the major event was the US-Israeli intervention in Iran on February 28th, resulting in the death of Supreme Leader Ali Khamenei. This significant escalation, preceded by US military deployments, provoked an Iranian response and caused the Brent barrel price to jump 16%, exceeding \$70 at the end of February. During the month, the Palatine Planète fund outperformed its benchmark index. This is explained by a strong exposure to utilities. The sector is supported by massive investments in data centers and their energy needs, as well as a supercycle of investment in electrical grids. E.ON and Elia, for example, saw their prices rise by more than 10%. Good publications also invigorated the sector: Grenergy Renovables, a solar specialist, confirmed its shift towards energy storage, and Nordex, a wind turbine manufacturer, raised its medium-term objectives thanks to a record order book. The two stocks saw their share prices increase by 15% and 27% respectively over the month. In technology, semiconductors benefited from growing investments from hyperscalers. Conversely, the software sector was heavily penalized, such as Nemetschek or SAP, due to concerns about potential disruptions related to artificial intelligence. Among the negative contributors, uncertainties on the carbon market and possible regulatory changes affected Heidelberg, a leader in low-carbon cement.

RISK AND REWARD PROFILE

Lower Risk Higher Risk

◀-----▶

Typically Lower Rewards Typically Higher Rewards



This indicator represents the historic annual volatility of the UCITS over a period of 5 years. The UCITS risk indicator reflects the exposure of its asset to shares components of its investment universe. Historical data such as those used to calculate the synthetic indicator may not constitute a reliable indication of the future risk profile of the UCITS. The risk category associated with this UCITS is not guaranteed and may change over time. The lowest category does mean « risk ».

FUND OBJECTIVE

The fund seeks primarily performance oriented towards companies whose activity is linked to the environment, particularly those that contribute to the fight against global warming, pollution and scarcity of resources. PALATINE PLANETE takes sustainability risks and ESG characteristics into account in its stock selection process. It has an environmental investment objective, in accordance with Article 8 of the SFDR Regulation. After conducting a fundamental analysis of the company, an extra financial analysis of the 'Best in Universe' type is then used to select the stocks that are eligible for the portfolio. The Euro Stoxx 50 index with net dividends reinvested is the ex post reference index.



Juliette JOURNO

Manager



Bruno VACOSSIN

Comanager

KEY FACTS

| | |
|-------------------------------|---|
| Legal form | French UCITS |
| Management company | Palatine Asset Management |
| ISIN Code | FR0010341800 |
| Label ISR | Yes |
| AMF Classification | European Union country equities |
| SFDR classification | Article 8 |
| Custodian | Caceis Bank |
| Commercialisation | Banque Palatine |
| Dominant tax | PEA eligible |
| Benchmark | EuroStoxx 50 NR |
| Recommended investment period | Supérieure à 5 ans |
| Accounting currency | Euro |
| Valorisation | Daily |
| Subscriptions / redemptions | Centralisation before 11.30 a.m. daily. Execution on the basis of the next NAV. |
| Subscription fee | 2,00 % (maximum) |
| Redemption fee | None |
| Income policy | Capitalization |
| End of financial year | Dernier jour de bourse de décembre |
| Ongoing charges | 1,51% TTC |

DATA AS OF 27.02.2026

| | |
|------------------|---------------|
| NAV | 48,85 € |
| Number of units | 1 333 787,860 |
| Total net assets | 119,99 M€ |
| Total net assets | 65,16 M€ |



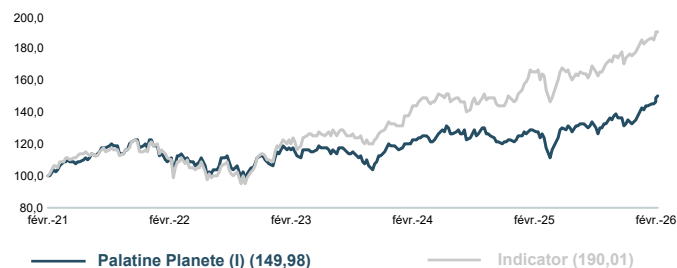
PALATINE PLANETE

FR0010341800 - Part I

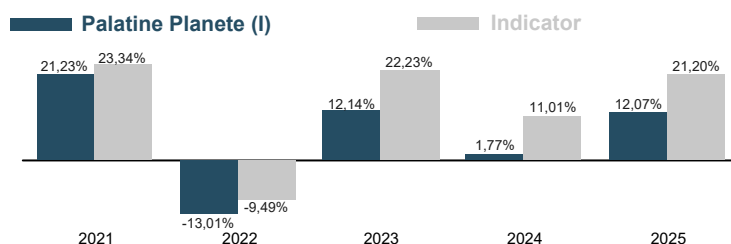
Factsheet as of **02/27/2026**

GROWTH OF 100

100 EUR are invested as of 26.02.2021



CALENDAR YEAR PERFORMANCES

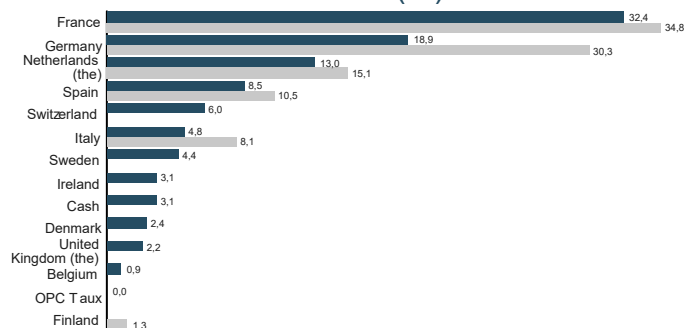


| CUMULATIVE RETURNS | 1 month | YTD | 12 ms | 5 years | 10 ys |
|----------------------|---------|-------|--------|---------|---------|
| Palatine Planete (I) | 4,05% | 9,85% | 17,91% | 49,98% | 126,89% |
| Indicato | 3,31% | 6,16% | 15,06% | 90,01% | 200,27% |
| Relative difference | 0,74% | 3,69% | 2,85% | -40,03% | -73,38% |

| ANNUALISED RETURNS | 3 years | 5 years | 10 ys |
|----------------------|---------|---------|--------|
| Palatine Planete (I) | 8,76% | 8,44% | 8,54% |
| Indicador | 15,97% | 13,69% | 11,63% |
| Relative difference | -7,21% | -5,25% | -3,09% |

Past performances do not prejudice future performances.

COUNTRY ALLOCATION (%)

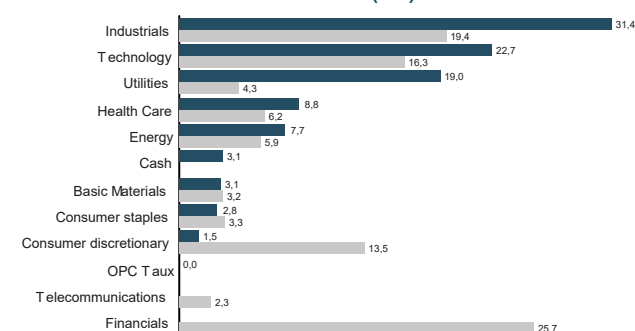


The indicator data is dated 31-12-2025

RISK MEASURES (weekly calculation)

| ANNUALISED | YTD | 12 ms | 3 years | 5 years | 10 ys |
|------------------------|------|-------|---------|---------|-------|
| Fund volatility | 8,0% | 15,3% | 14,5% | 15,4% | 16,1% |
| Benchmark volatility | 9,2% | 15,8% | 14,8% | 16,1% | 18,2% |
| Tracking error | 7,1% | 6,5% | 6,2% | 6,4% | 7,9% |
| Information ratio | 2,9 | 0,4 | -1,0 | -0,7 | -0,4 |
| UCITS sharpe ratio | 6,9 | 0,9 | 0,4 | 0,4 | 0,5 |
| Sharpe ratio indicator | 3,7 | 0,8 | 0,8 | 0,7 | 0,6 |

SECTOR ALLOCATION (%)



The indicator data is dated 31-12-2025

TOP 5 POSITIONS SHARES

AS OF 27.02.2026

| COMPANIES | % NAV | Sector | Ctry |
|--------------------|-------|-------------|------|
| ASML HOLDING | 7,2% | Technology | NLD |
| NOVARTIS N | 3,4% | Health Care | CHE |
| SCHNEIDER ELECTRIC | 3,3% | Industrials | FRA |
| SPIE | 3,2% | Industrials | FRA |
| LEGRAND | 3,2% | Industrials | FRA |

TOP CONTRIBUTIONS

BEST CONTRIBUTORS FROM 30.01.2026 TO 27.02.2026

| COMPANIES | Contribution | Avg weight |
|--------------------|--------------|------------|
| NOVARTIS N | 0,46% | 3,25% |
| SOITEC | 0,45% | 1,04% |
| SCHNEIDER ELECTRIC | 0,43% | 3,16% |
| LEGRAND | 0,42% | 3,14% |
| SPIE | 0,40% | 3,06% |



PALATINE PLANETE

FR0010341800 - Part I

Factsheet as of **02/27/2026**

IMPORTANT INFORMATION

This document is a promotional document (the " Document "). The Document is published by Palatine Asset Management, a portfolio management company authorised by the AMF (Autorité des Marchés Financiers) n° GP 05000014. Headquarters : 86 , rue de Courcelles 75008 PARIS | 950 340 885 RCS PARIS (the " Management Company ").

The funds are a Common Fund for Investments (" FCP "), authorised in France and supervised by the AMF. The FCP is an instrument of collective investment in transferable securities which is governed by Directive 2009/65/EC.

The Document does not constitute neither an offer , nor a solicitation of subscription. Indications of past performances are not a reliable indication of future performances . Exchange rate fluctuations may affect the value of an investment , up or down.

The list of countries in which the Fund is authorised to market is available on the website www.palatine-am.com . <http://www.palatine-am.com> The Management Company may at any time decide to terminate the marketing of the Fund in one or more jurisdictions.

The prospectus of the Fund (the " Prospectus ") and the key investor information document (the " KIID ") must be read before any investment decision is made in the Fund . these documents , along with the latest semi annual and annual reports are available free of charge upon simple request to the Management Company , on the website www.palatine-am.com or through the local facilities <http://www.palatine-am.com> listed below.

Investors are also strongly advised to read carefully the risk warnings and the regulations contained in the prospectus ; it is recommended to seek the advice of financial and tax advisers.

In accordance with Article 93 bis of the Directive 2009/65/EC , the Management Company has the possibility to cease the marketing of all or part of the units of the Fund by means of ad hoc communication as provided for by the law.

The information contained in this Document has been obtained from sources deemed to be reliable ; the Management Company may however not guarantee their accuracy or completeness . the information contained in this Document has been calculated on the date of the report indicated on the front page . This Document may be modified at any time without prior opinion.

Any complaint may be sent free of charge to the Management Company , with the Service Treatment of Claims , 68 rue du faubourg saint honored 75008 PARIS , or with your distributor.

A summary of investors ' rights is available on the website www.palatine-am.com <http://www.palatine-am.com> at the address <https://www.palatine-am.com/menu-des-liens-utiles/reglementation> , as well as the complaint procedure.

No part of the Document may be reproduced, copied, or redistributed without the prior written agreement of the Management Company .

Facilities for investors resident in a Member State of the European Union (EU) or the European Economic Area (EEA) in which THE FUND is marketed

Orders for subscription , redemption and/or switch may be made with (I) your bank , financial intermediary or distributor, (II) the custodian bank CACEIS Bank , 89-91 rue Gabriel Peri 92120 Montrouge , France , or (III) of the Management Company.

All information relating to the procedure of subscription , redemption , switch , or the procedure relating to the payment of dividends is available on the website www.palatine-am.com <http://www.palatine-am.com>

A the attention of investors residing in France :

The centralising correspondent in France is CACEIS Bank , 89-91 rue Gabriel Péri , 92120 Montrouge , France

The synthetic risk and return indicator represents the historic annual volatility (the no calculation is weekly) over a period covering the last 5 years of the life of the UCI or since its creation in case of a lower life. The UCI is classified on a scale of 1 to 7 , according to its increasing level of volatility. The information contained in this document is provided for a purely indicative purpose. For any supplement, you must refer to the KIID and the Past performance is based on figures relating to previous years and will not anticipate future performance. They are not constant over the time . Sources : Palatine AM , CACEIS Fund Adm. , ITM Concepts , Bloombe PALATINE Asset Management - Company Anonyme with capital of 1 917 540 €. Portfolio management company authorised by the AMF No . GP 05000014 . Registered Office : 86 , rue de Courcelles 75008 PARIS | RCS PARIS . A company in the BPCE group . address Reporting Client : Horizons 17, 140 Boulevard Malesherbes 75017 PARIS | E mail : amr-reporting@palatine.fr | Tel : 01.55.27.96.29 or 01.55.27.94.26 . address: 60140 - 93736 Bobigny cedex 9 | Website : www.palatine-am.com

