



PALATINE PLANETE

FR0010341800 - Part I

Factsheet as of **05/29/2026**

MANAGEMENT POLICY

During May, the equity markets extended their upward momentum, showing remarkable resilience in the face of a still-uncertain geopolitical context in the Middle East. This movement was mainly fueled by persistent enthusiasm for the semi-conductor sector and hopes of a ceasefire extension in the region. In the United States, this tech-driven euphoria enabled indices to reach new all-time highs: the Nasdaq recorded a spectacular rise of more than 8%, bringing its performance since the beginning of the year to +16%, while the S&P 500 advanced by more than 5%. Momentum was similarly confirmed in Japan, where the Nikkei index rose by nearly 10 % over the month. In Europe, however, May saw multi-speed performance, with a clear divergence between financial markets. Southern markets outperformed strongly with the Italian (FTSE MIB) and Spanish (IBEX 35) indices both up over 3% thanks to the strength of their banking sectors and more robust domestic demand. Germany (DAX) was also strong with a performance of +2.9 %. However, Paris and London lagged, with the CAC 40 capped at 0.8 % gain as the consumer sector underperformed, while the FTSE 100 was held back by weak oil stocks. On the macroeconomic front, persistent inflation led markets to temper expectations of imminent central bank easing, while oil prices saw a notable détente over the period.

During May, Palatine Planète outperformed its benchmark index. The semiconductor sector continued its steep ascent, still driven by very strong momentum around artificial intelligence. Infineon and STM benefited from their exposure to data centers, as well as the industrial and automotive recovery. These two stocks gained 28% and 42% respectively over the month. Prysmian, the cable leader, benefited from very positive comments about its optical cable division and gained more than 15%. Conversely, the fund was negatively affected by the lukewarm publication of heat pump supplier Nibe. Despite signs of improvement in Europe, Nibe suffered a sharper-than-expected impact from tariffs on the stove segment, and the stock corrected. Doubts still persist about the software segment, weighing on Nemetschek, a provider of software for the construction industry. Finally, SSE was hit by the rise of Labour Mayor Burnham in the UK, who advocated for the nationalisation of public services, causing the stock to fall 11%.

RISK AND REWARD PROFILE



*This indicator represents the historic annual volatility of the UCITS over a period of 5 years. The UCITS risk indicator reflects the exposure of its asset to shares components of its investment universe. Historical data such as those used to calculate the synthetic indicator may not constitute a reliable indication of the future risk profile of the UCITS. The risk category associated with this UCITS is not guaranteed and may change over time. The lowest category does mean « risk ».

FUND OBJECTIVE

The fund seeks primarily performance oriented towards companies whose activity is linked to the environment, particularly those that contribute to the fight against global warming, pollution and scarcity of resources. PALATINE PLANETE takes sustainability risks and ESG characteristics into account in its stock selection process. It has an environmental investment objective, in accordance with Article 8 of the SFDR Regulation. After conducting a fundamental analysis of the company, an extra financial analysis of the 'Best in Universe' type is then used to select the stocks that are eligible for the portfolio.



Juliette JOURNO
Manager



Bruno VACOSSIN
Comanager

KEY FACTS

Legal form	French UCITS
Management company	Palatine Asset Management
ISIN Code	FR0010341800
Label ISR	Yes
AMF Classification	European Union country equities
SFDR classification	Article 8
Custodian	Caceis Bank
Distribution	Banque Palatine
Dominant tax	PEA eligible
Benchmark	Morningstar Eurozone 50 NR
Recommended investment period	Over 5 years
Accounting currency	Euro
Valuation	Daily
Subscriptions / redemptions	Cut-off time 11.30 a.m. daily. Execution on the basis of the next NAV.
Subscription fee	2,00 % (maximum)
Redemption fee	None
Income policy	Capitalization
End of financial year	Last trading day of December
Recurring charges	1,5% TTC

DATA AS OF 29.05.2026

NAV	54,11 €
Number of units	1 347 649,780
Total net assets	133,48 M€
Total net assets	72,93 M€



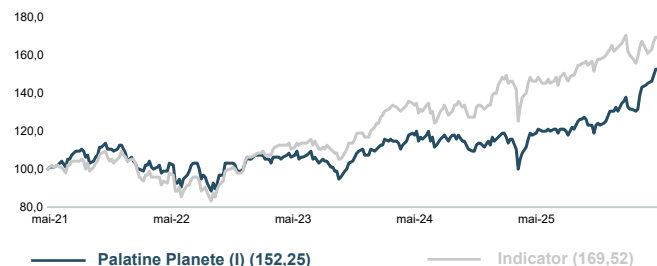
PALATINE PLANETE

FR0010341800 - Part I

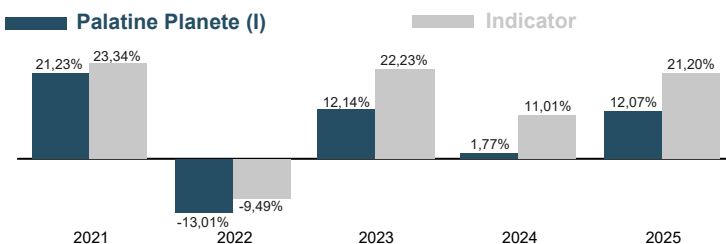
Factsheet as of **05/29/2026**

GROWTH OF 100

100 EUR are invested as of 31.05.2021



CALENDAR YEAR PERFORMANCES

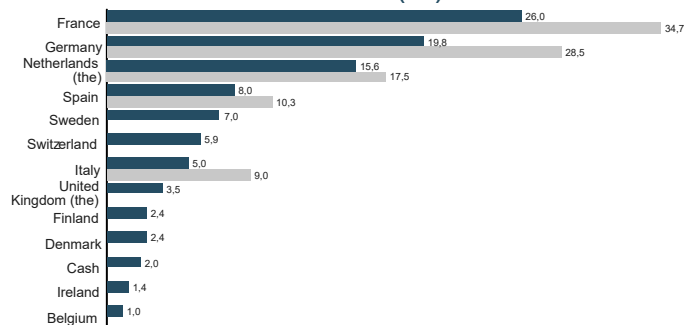


CUMULATIVE RETURNS	1 month	YTD	12 ms	5 years	10 ys
Palatine Planete (I)	4,62%	21,68%	28,53%	52,25%	142,86%
Indicator	3,70%	6,43%	15,53%	69,52%	182,77%
Relative difference	0,92%	15,25%	13,00%	-17,27%	-39,91%

ANNUALISED RETURNS	3 years	5 years	10 ys
Palatine Planete (I)	12,94%	8,78%	9,29%
Indicator	15,57%	11,15%	10,96%
Relative difference	-2,63%	-2,37%	-1,67%

Past performances do not prejudice future performances.
Since March 1, 2026, the fund has been using the « Morningstar Eurozone 50 NR » index as a replacement for the « Euro Stoxx 50 NR » index

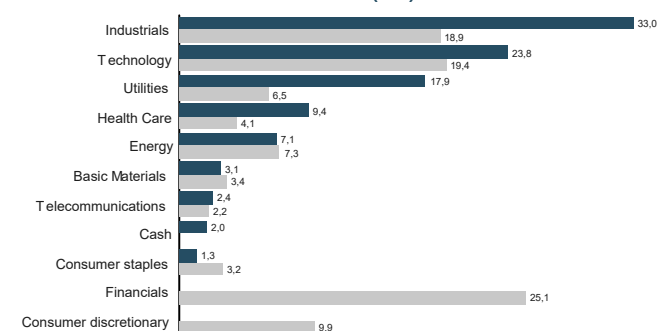
COUNTRY ALLOCATION (%)



RISK MEASURES (weekly calculation)

ANNUALISED	YTD	12 ms	3 years	5	10 ys
				years	
Fund volatility	18,3%	15,7%	15,6%	16,0%	16,4%
Benchmark volatility	18,8%	15,6%	15,7%	16,7%	18,4%
Tracking error	7,2%	7,3%	6,4%	6,7%	7,9%
Information ratio	4,5	1,5	-0,4	-0,3	-0,2
UCITS sharpe ratio	2,5	1,5	0,6	0,4	0,5
Sharpe ratio indicator	0,7	0,8	0,7	0,5	0,5

SECTOR ALLOCATION (%)



TOP 5 POSITIONS SHARES

AS OF 29.05.2026

COMPANIES	% NAV	Sector	Ctry
ASML HOLDING	6,8%	Technology	NLD
PRYSMIAN	3,8%	Industrials	ITA
INFINEON TECHNOLOGI	3,2%	Technology	DEU
STMICROELECTRONICS	3,2%	Technology	NLD
BE SEMICONDUCTOR IN	3,0%	Technology	NLD

TOP CONTRIBUTIONS

BEST CONTRIBUTORS FROM 30.04.2026 TO 29.05.2026

COMPANIES	Contribution	Avg weight
INFINEON TECHNOLOGIES N	1,24%	3,33%
ASML HOLDING	0,82%	6,54%
STMICROELECTRONICS	0,73%	2,89%
PRYSMIAN	0,58%	4,06%
BE SEMICONDUCTOR INDUSTRIES	0,40%	2,80%



PALATINE PLANETE

FR0010341800 - Part I

Factsheet as of **05/29/2026**

IMPORTANT INFORMATION

This document is a promotional document (the " Document "). The Document is published by Palatine Asset Management, a portfolio management company authorised by the AMF (Autorité des Marchés Financiers) n ° GP 05000014. Headquarters : 86 , rue de Courcelles 75008 PARIS | 950 340 885 RCS PARIS (the " Management Company ").

The funds are a Common Fund for Investments (" FCP "), authorised in France and supervised by the AMF. The FCP is an instrument of collective investment in transferable securities which is governed by Directive 2009/65/EC.

The Document does not constitute neither an offer , nor a solicitation of subscription. Indications of past performances are not a reliable indication of future performances . Exchange rate fluctuations may affect the value of an investment , up or down.

The list of countries in which the Fund is authorised to market is available on the website www.palatine-am.com . <<http://www.palatine-am.com>> The Management Company may at any time decide to terminate the marketing of the Fund in one or more jurisdictions.

The prospectus of the Fund (the " Prospectus ") and the key investor information document (the " KIID ") must be read before any investment decision is made in the Fund . these documents , along with the latest semi annual and annual reports are available free of charge upon simple request to the Management Company , on the website www.palatine-am.com or through the local facilities <<http://www.palatine-am.com>> listed below.

Investors are also strongly advised to read carefully the risk warnings and the regulations contained in the prospectus ; it is recommended to seek the advice of financial and tax advisers.

In accordance with Article 93 bis of the Directive 2009/65/EC , the Management Company has the possibility to cease the marketing of all or part of the units of the Fund by means of ad hoc communication as provided for by the law.

The information contained in this Document has been obtained from sources deemed to be reliable ; the Management Company may however not guarantee their accuracy or completeness . the information contained in this Document has been calculated on the date of the report indicated on the front page . This Document may be modified at any time without prior opinion.

Any complaint may be sent free of charge to the Management Company , with the Service Treatment of Claims , 68 rue du faubourg saint honored 75008 PARIS , or with your distributor.

A summary of investors ' rights is available on the website www.palatine-am.com <<http://www.palatine-am.com>> at the address <https://www.palatine-am.com/menu-des-liens-utiles/reglementation> , as well as the complaint procedure.

No part of the Document may be reproduced, copied, or redistributed without the prior written agreement of the Management Company .

Facilities for investors resident in a Member State of the European Union (EU) or the European Economic Area (EEA) in which THE FUND is marketed

Orders for subscription , redemption and/or switch may be made with (I) your bank , financial intermediary or distributor, (II) the custodian bank CACEIS Bank , 89-91 rue Gabriel Peri 92120 Montrouge , France , or (III) of the Management Company.

All information relating to the procedure of subscription , redemption , switch , or the procedure relating to the payment of dividends is available on the website www.palatine-am.com <<http://www.palatine-am.com>>

A the attention of investors residing in France :

The centralising correspondent in France is CACEIS Bank , 89-91 rue Gabriel Péri , 92120 Montrouge , France

The synthetic risk and return indicator represents the historic annual volatility (the no calculation is weekly) over a period covering the last 5 years of the life of the UCI or since its creation in case of a lower life. The UCI is classified on a scale of 1 to 7 , according to its increasing level of volatility. The information contained in this document is provided for a purely indicative purpose. For any supplement, you must refer to the KIID and the prospectus. Past performance is based on figures relating to previous years and will not anticipate future performance. They are not constant over the time . Sources : Palatine AM , CACEIS Fund Adm . , ITM Concepts , Bloomberg. PALATINE Asset Management - Company Anonyme with capital of 1 917 540 €. Portfolio management company authorised by the AMF No : GP 05000014 . Registered Office : 86 , rue de Courcelles 75008 PARIS | 950 340 885 RCS PARIS . A company in the BPCE group . address Reporting Client : Horizons 17, 140 Boulevard Maiesherbes 75017 PARIS | E mail : amr-reporting@palatine.fr | Tel : 01.55.27.96.29 or 01.55.27.94.26 . address : TSA 60140 - 93736 Bobigny cedex 9 | Website : www.palatine-am.com