



PALATINE PLANETE

FR0010341800 - Part I

Factsheet as of **03/31/2026**

MANAGEMENT POLICY

March 2026 was a month of significant correction for the global markets. The escalating tensions in the Middle East, following the Israeli-American attack on Iran at the end of February, sent shivers through the markets. The European indices lost their gains from the beginning of the year: the Euro Stoxx 50 fell by 9.3% and the Stoxx 600 by 8%. The US markets, although affected, showed relative resilience, with the S&P 500 losing 5.1% and the Nasdaq down 4.8%. In Asia, the Japanese market was hardest hit (-13.1% for the Nikkei) while China proved relatively more resilient with a decline of 5.5% for the CSI and 6.9% for the Hang Seng. The closure of the Strait of Hormuz, through which a significant portion of global oil production transits, as well as speculation surrounding a US ground offensive, led to a sharp rise in energy prices. In comparison, the United States, as a net energy producer, suffers less direct consequences from these Middle Eastern disruptions than Europe or Asia. The major central banks, faced with this situation, have adopted a cautious approach. Although all of them maintained their key rates unchanged, their communication was tinged with increased caution over fears of a resurgence of inflation. Inflation fears fueled by the energy shock had a direct impact on the bond markets. Sovereign long-term interest rates have rebounded, reflecting a reversal in expectations regarding monetary policy. Investors now discount fewer key rate cuts from central banks and are even considering possible future increases. At the heart of these turbulences, the conflict in Iran and the Middle East remains the main catalyst for tension and the major focus of attention for the markets.

In March, in a context of high volatility, Palatine Planète outperformed its benchmark index. This performance can be explained by several factors. Semiconductors, which are very present in the fund, held up well supported by still very strong demand and the advances presented at the OFC (Optical Fiber Communication) fair, allowing for increased energy efficiency in data centers. This interest benefited stocks in the portfolio such as Soitec, which posted a 26% increase, and Aixtron, with growth of 18%.

The utilities sector also showed excellent resilience. Integrated companies, such as Iberdrola, played their role as energy safe havens, taking full advantage of the immediate rise in energy prices. Network operators, such as Elia or E.on, benefited from their predictable and guaranteed returns. The conflict in the Middle East acts as an accelerator for energy sovereignty. Strengthening grids, deploying renewable energies, and battery storage are becoming strategic priorities. This new situation reinforces the theme of the Palatine Planet fund: the energy transition is no longer just an ecological ambition, but a real imperative of sovereignty. It is with this in mind that we increased our exposure to renewable energies, particularly EDPR and Elia, over the month. However, the fund suffered from the ongoing correction in the software sector, such as SAP and Capgemini. We have significantly reduced our exposure to this sector, as well as to certain industrial stocks, as the current situation presents too many uncertainties.

RISK AND REWARD PROFILE*

Lower Risk Higher Risk

← →

Typically Lower Rewards Typically Higher Rewards



FUND OBJECTIVE

The fund seeks primarily performance oriented towards companies whose activity is linked to the environment, particularly those that contribute to the fight against global warming, pollution and scarcity of resources. PALATINE PLANETE takes sustainability risks and ESG characteristics into account in its stock selection process. It has an environmental investment objective, in accordance with Article 8 of the SFDR Regulation. After conducting a fundamental analysis of the company, an extra financial analysis of the 'Best in Universe' type is then used to select the stocks that are eligible for the portfolio. The Euro Stoxx 50 index with net dividends reinvested is the ex post reference index.



Juliette JOURNO

Manager



Bruno VACOSSIN

Comanager

KEY FACTS

Legal form	French UCITS
Management company	Palatine Asset Management
ISIN Code	FR0010341800
Label ISR	Yes
AMF Classification	European Union country equities
SFDR classification	Article 8
Custodian	Caceis Bank
Commercialisation	Banque Palatine
Dominant tax	PEA eligible
Benchmark	Morningstar Eurozone 50 NR
Recommended investment period	Supérieure à 5 ans
Accounting currency	Euro
Valorisation	Daily
Subscriptions / redemptions	Centralisation before 11.30 a.m. daily. Execution on the basis of the next NAV.
Subscription fee	2,00 % (maximum)
Redemption fee	None
Income policy	Capitalization
End of financial year	Dernier jour de bourse de décembre
Frais récurrents	1,5% TTC

DATA AS OF 31.03.2026

NAV	45,46 €
Number of units	1 339 264,840
Total net assets	111,88 M€
Total net assets	60,89 M€



PALATINE PLANETE

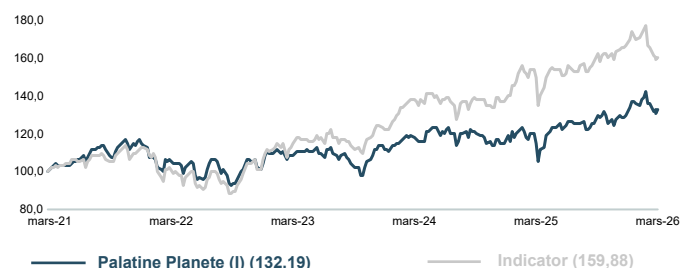
FR0010341800 - Part I

Factsheet as of 03/31/2026

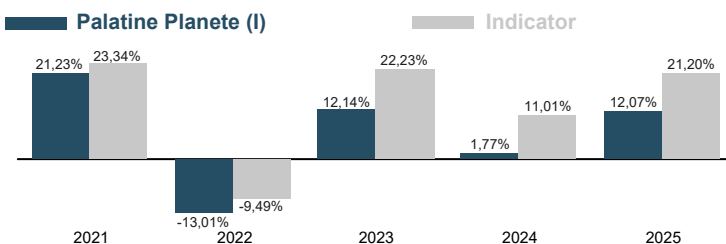
*This indicator represents the historic annual volatility of the UCITS over a period of 5 years. The UCITS risk indicator reflects the exposure of its asset to shares components of its investment universe. Historical data such as those used to calculate the synthetic indicator may not constitute a reliable indication of the future risk profile of the UCITS. The risk category associated with this UCITS is not guaranteed and may change over time. The lowest category does mean « risk ».

GROWTH OF 100

100 EUR are invested as of 31.03.2021



CALENDAR YEAR PERFORMANCES



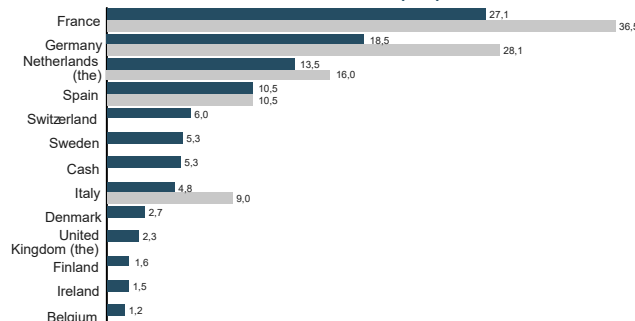
CUMULATIVE RETURNS	1 month	YTD	12 ms	5 years	10 ys
Palatine Planete (I)	-6,94%	2,23%	16,30%	32,19%	109,01%
Indicator*	-9,23%	-3,63%	8,61%	59,88%	167,72%
Relative difference	2,29%	5,86%	7,69%	-27,69%	-58,71%

ANNUALISED RETURNS	3 years	5 years	10 ys
Palatine Planete (I)	6,22%	5,74%	7,65%
Indicator*	11,55%	9,84%	10,35%
Relative difference	-5,33%	-4,10%	-2,70%

Past performances do not prejudice future performances.

* La performance de l'indicateur est calculée dividendes nets réinvestis depuis le 01.01.2013. Les performances antérieures restent calculées dividendes non réinvestis

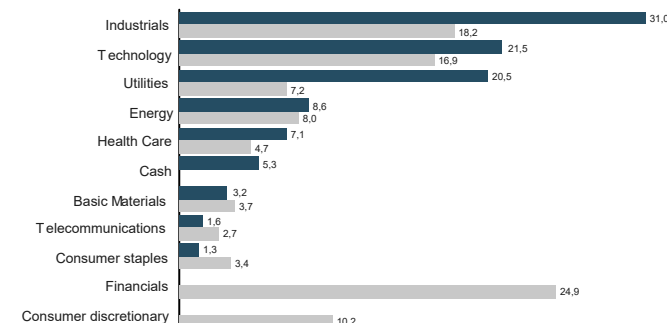
COUNTRY ALLOCATION (%)



RISK MEASURES (weekly calculation)

ANNUALISED	YTD	12 ms	3 years	5	10 ys
				years	
Fund volatility	18,5%	16,1%	14,9%	15,6%	16,3%
Benchmark volatility	18,9%	17,0%	15,2%	16,4%	18,4%
Tracking error	6,0%	6,5%	6,0%	6,4%	7,9%
Information ratio	3,8	1,0	-0,8	-0,6	-0,3
UCITS sharpe ratio	0,1	0,7	0,2	0,2	0,4
Sharpe ratio indicator	-1,2	0,3	0,5	0,4	0,5

SECTOR ALLOCATION (%)



TOP 5 POSITIONS SHARES

AS OF 31.03.2026

COMPANIES	% NAV	Sector	Ctry
ASML HOLDING	7,0%	Technology	NLD
IBERDROLA	3,3%	Utilities	ESP
NOVARTIS N	3,3%	Health Care	CHE
PRYSMIAN	3,3%	Industrials	ITA
SPIE	2,8%	Industrials	FRA

TOP CONTRIBUTIONS

BEST CONTRIBUTORS FROM 27.02.2026 TO 31.03.2026

COMPANIES	Contribution	Avg weight
VESTAS WIND SYSTEMS	0,27%	1,53%
SOITEC	0,26%	1,32%
AIXTRON	0,21%	1,43%
SECHE ENVIRONNEMENT	0,19%	1,08%
SOLARIA ENERGIA Y MEDIO AMBIEN	0,17%	1,70%



PALATINE PLANETE

FR0010341800 - Part I

Factsheet as of **03/31/2026**

IMPORTANT INFORMATION

This document is a promotional document (the " Document "). The Document is published by Palatine Asset Management, a portfolio management company authorised by the AMF (Autorité des Marchés Financiers) n ° GP 05000014. Headquarters : 86 , rue de Courcelles 75008 PARIS | 950 340 885 RCS PARIS (the " Management Company ").

The funds are a Common Fund for Investments (" FCP "), authorised in France and supervised by the AMF. The FCP is an instrument of collective investment in transferable securities which is governed by Directive 2009/65/EC.

The Document does not constitute neither an offer , nor a solicitation of subscription. Indications of past performances are not a reliable indication of future performances . Exchange rate fluctuations may affect the value of an investment , up or down.

The list of countries in which the Fund is authorised to market is available on the website www.palatine-am.com . <<http://www.palatine-am.com>> The Management Company may at any time decide to terminate the marketing of the Fund in one or more jurisdictions.

The prospectus of the Fund (the " Prospectus ") and the key investor information document (the " KIID ") must be read before any investment decision is made in the Fund . these documents , along with the latest semi annual and annual reports are available free of charge upon simple request to the Management Company , on the website www.palatine-am.com or through the local facilities <<http://www.palatine-am.com>> listed below.

Investors are also strongly advised to read carefully the risk warnings and the regulations contained in the prospectus ; it is recommended to seek the advice of financial and tax advisers.

In accordance with Article 93 bis of the Directive 2009/65/EC , the Management Company has the possibility to cease the marketing of all or part of the units of the Fund by means of ad hoc communication as provided for by the law.

The information contained in this Document has been obtained from sources deemed to be reliable ; the Management Company may however not guarantee their accuracy or completeness . the information contained in this Document has been calculated on the date of the report indicated on the front page . This Document may be modified at any time without prior opinion.

Any complaint may be sent free of charge to the Management Company , with the Service Treatment of Claims , 68 rue du faubourg saint honored 75008 PARIS , or with your distributor.

A summary of investors ' rights is available on the website www.palatine-am.com <<http://www.palatine-am.com>> at the address <https://www.palatine-am.com/menu-des-liens-utiles/reglementation> , as well as the complaint procedure.

No part of the Document may be reproduced, copied, or redistributed without the prior written agreement of the Management Company .

Facilities for investors resident in a Member State of the European Union (EU) or the European Economic Area (EEA) in which THE FUND is marketed

Orders for subscription , redemption and/or switch may be made with (I) your bank , financial intermediary or distributor, (II) the custodian bank CACEIS Bank , 89-91 rue Gabriel Peri 92120 Montrouge , France , or (III) of the Management Company.

All information relating to the procedure of subscription , redemption , switch , or the procedure relating to the payment of dividends is available on the website www.palatine-am.com <<http://www.palatine-am.com>>

A the attention of investors residing in France :

The centralising correspondent in France is CACEIS Bank , 89-91 rue Gabriel Péri , 92120 Montrouge , France

The synthetic risk and return indicator represents the historic annual volatility (the no calculation is weekly) over a period covering the last 5 years of the life of the UCI or since its creation in case of a lower life. The UCI is classified on a scale of 1 to 7 , according to its increasing level of volatility. The information contained in this document is provided for a purely indicative purpose. For any supplement, you must refer to the KIID and the prospectus. Past performance is based on figures relating to previous years and will not anticipate future performance. They are not constant over the time . Sources : Palatine AM , CACEIS Fund Adm. , ITM Concepts , Bloomberg. PALATINE Asset Management - Company Anonyme with capital of 1 917 540 €. Portfolio management company authorised by the AMF No . GP 05000014 . Registered Office : 86 , rue de Courcelles 75008 PARIS | 950 340 885 RCS PARIS . A company in the BPCE group . address Reporting Client : Horizons 17, 140 Boulevard Malesherbes 75017 PARIS | E mail : amr-reporting@palatine.fr | Tel : 01.55.27.96.29 or 01.55.27.94.26 . address : TSA 60140 - 93736 Bobigny cedex 9 | Website : www.palatine-am.com



The ISR label is a French label created in 2016 by the Ministère de l'Économie et des Finances , the purpose of which is to offer better visibility to investment funds respecting the principles of socially responsible investment , authorised for marketing in France.